




Roding Valley
High School

RVHS Home Learning Booklet for Parents 2021-2022



“Our vision is to be the school of choice for our local community, developing successful young people with high **aspirations**, who show **respect** for all and **endeavour** to become the very best that they can be.”

• Aspiration • Respect • Endeavour

twitter  Tweet us or follow us [@RodingValleyHS](https://twitter.com/RodingValleyHS)



Visit us online at <http://www.rodingvalley.net>



Call us when absent on: [0208 508 1173](tel:02085081173)



Email at: office@rodingvalley.net

Home Learning Booklet



Hello all Parents & Carers,

As you're all aware, here at RVHS we value good quality home learning. Our home learning provision has evolved over the last few years and we truly believe that it is an extremely important contributor to students making progress and becoming independent learners.

We use 'Google Classroom' to assign, record and provide feedback on home learning. All of our home learning pieces are set as an 'assignment' by our subject teachers- with a clear due date and any relevant success criteria. Unless instructed not to, students then submit their home learning back to their teachers- who will provide feedback on the pieces that require it.

Google classroom is a fantastic tool. Each learner at RVHS will have their own profile that contains their subject virtual classrooms, containing their home learning assignments, any further enrichment activities, communication with their subject teachers and their own personalised feedback. This tool also allows teachers to monitor progress effectively and share good work with parents.

Parents will be automatically linked to their son/daughters Google Classroom Home Learning assignments via the **Edulink** app. Parents can view these assignments and check the completion of their child's home learning by clicking on the 'Homework' icon via the **Edulink** dashboard. More **Edulink** information and support can be found in this booklet. If parents/ students wish to see any feedback on home learning assignments, then you need to do so via your son/daughter's Google Classroom account.

All home learning is set to support the teaching of the curriculum in the classroom. There will also be assessments set in some subject areas that can be done via Google Classroom, allowing teachers to provide good quality feedback on the work submitted.

Thank you for continuing to support RVHS with its home learning provision. Our aim is to encourage our students to be as independent as possible, adopt good study routines and be ready to take on revision. You can find out more about the RVHS revision & study techniques within this booklet. Your son/daughter will become very familiar with them as they progress through our school. If you need any support with home learning, please contact plarkin@rodingvalley.net



Contents Page

Your son/daughter will have all home learning assignments set via Google Classroom. Some subject areas may decide to set some tasks using online platforms such as Seneca or Doodle- there are separate pages on how to use these pages within this booklet. If your son/daughter is directed to complete a task using these other platforms, then this will all be made clear on Google Classroom.

Page number	Detail
2	Maths Google Classrooms codes and Home Learning information
3	Science Google Classrooms codes and Home Learning information
4	English Google Classrooms codes and Home Learning information
5	Science Google Classrooms codes and Home Learning information
6	Humanities Google Classrooms codes and Home Learning information
7	Business, IT & Economics Google Classrooms codes and Home Learning information
8	Drama, Sports Studies & Media Google Classrooms codes and Home Learning information
9	MFL Google Classrooms codes and Home Learning information
10	Art, Photography and Music Google Classrooms codes and Home Learning information
11	Music continued & extra Home Learning Resources
12	Support with mental health and wellbeing
13	Support with how to use Google Classroom
14	Support with being an effective 'home learner' at RVHS
15	How to stay safe online

Maths



Google Classroom Codes

Your son/daughter will automatically already be in their Maths Google Classroom. If not, then please email:

oedeko@rodingvalley.net



MyMaths.co.uk

How to access MyMaths

Go to www.mymaths.co.uk and login at the top of the page with the school's username and password.

The school username is: **Roding**

The school password is: **Square**

On the next page your child should enter their personal username and password in the My Portal box. MyMaths will then remember who they are and automatically log them in to the tasks.

How to get the best out of MyMaths

If your child has been set a task by their teacher, it will appear in the Homework area. There is a link to the lesson if they want to revise first, and a link to the homework itself. When your child completes both pages of an Online Homework the scores will be saved to the database. Their teacher will be able to see how well they did and leave feedback.

If a **green** star appears next to a topic, they have good skills in that area. If an **amber** star appears, they still have some difficulties. If a **red** star appears, they need to go back and relearn the topic.

If you want to work with your child, an effective strategy is to pretend that you have forgotten how to do something and ask them to show you how. Putting your child in the position of "teacher" is good for their confidence and gets them to talk about their thinking.




Reading Lists

Please see our website for Maths reading lists for all year groups:

<https://rodingvalley.net/high-school/reading-lists/>



Science



Your son/daughter will automatically already be in their Science Google Classroom.
If not, then please email: npovillingham@rodingvalley.net

Further KS3 Resources


For further KS3 Resources to support your child's learning at home, please click on this [link](#)

Revision Resources

The following GCSE Revision Cheat sheets are available on the school website and contain a wealth of useful links to online resources to aid with revision and online learning.

Students can also use the following on resources:

- <https://gcseguide.co.uk/papers/> for available Past papers from Exam boards such as Pearson EdExcel, AQA, OCR and more
- <https://www.glasgowsciencecentre.org/gsc-at-home> for lots of online science video's



Reading Lists

Please see our website for Science reading lists for all year groups:
<https://rodingvalley.net/high-school/reading-lists/>



English

You will automatically already be in your class teacher's Google Classroom. However, English also use whole Year group ones. Please join the whole cohort classrooms below to stay up to date!



Google Classroom Codes

Subject	Code:
Year 7	2dgnclv
Year 8	xzb4iy3
Year 9	6vpwvqf
Year 10	xyjuupe
Year 11	a6wgv2f
Year 12	an4eelp
Year 13	daugh4hp



This academic year, RVHS are using an amazing platform called **BEDROCK** to improve our student's vocabulary across the school.

All students will be using Bedrock during their academic mentor time- and will be spending 20 minutes a week, in school learning new vocabulary and testing themselves using the interactive platform.

We advise that on top of their home learning assignments, students complete one extra session of Bedrock per week (20 minutes) to see as much progress as possible.

To log in to Bedrock, visit the webpage and click 'sign in with Google' (For student access).



[Link](#) to Bedrock Homepage.



Reading Lists

Please see our website for English reading lists for all year groups:
<https://rodingvalley.net/high-school/reading-lists/>

Humanities

You will automatically already be in your class teachers Google Classroom. However, Humanities also use whole year group ones. Please join the whole cohort classrooms below to stay up to date!



Google Classroom Codes

Subject	Code:	Code:	Code:
History			
Year 7	bqa64mb		
Year 8	bmcubfj		
Year 9	aaxfisg		
Year 10	Cold War: dlyvszl	ASE: N/A	Crime: N/A
Year 11	Crime: yolitew	Weimar: re5fos4	superpowers: dm5eew7
Year 12	USSR: htlr3ta	GDR: tqwf7vk	
Year 13	Empire: ivcz5es	USSR: lvmrwaw	coursework: ejr2owv
Politics			
Year 12	UK: ysa5ylv	Govt: 3il2l4t	
Year 13	Revision: v3ayov6	Ideologies: vwsdkia	UK/USA: qfr2q7
Geography		Religious Studies	
Year 7	jzecd43	Year 7	Zwkldmn
Year 8	m34vsqn	Year 8	Fzkbmkz
Year 9	xhe7lor	Year 9	5tba6rx
Year 10	pmhj5ck	Year 10	xuinx4u
Year 11	q3rzewb	Year 11	r24tfnl
Year 12	Students already invited to individual classrooms	Year 12	3jpedtk
Year 13		Year 13	vvwn6jh



Reading lists

Please see our website for Humanities reading lists for all year groups:
<https://rodingvalley.net/high-school/reading-lists/>



Matthew Cocker RVHS History

SUBSCRIBE



Click [here](#) to access the History YouTube channel. It's full of exam question walk throughs and context clips that may help you with your home learning assignments.

Business & Computing

Your son/daughter will automatically already be in their Business/ IT/ Computing Google Classroom.
If not, then please email: ohussain@rodingvalley.net

Teach-ICT For Computer Science

LEARN THIS TOPIC

Video

Theory

WORK TO DO

Lesson Tasks

REVISE THIS TOPIC

Quiz

Exam Practice

Flashcards 1

Flashcards 2

Teach - ICT is an online website that has the very best KS3, GCSE and A Level Computer Science Resources.

Our Parents and students can get high quality resources and engaging tasks and resources for the new GCSE, AS and A Level Computer Science specification. They can also access lots of editable materials for KS3, KS4 and KS5.

All theory notes written by computer specialists and tasks by qualified teachers. All resources are available 24/7.

The log in details for both students and their parents/carers are:

Username: IG10 3JA

Password: register9

KNOWITALL NINJA

KnowItAll Ninja is a gamified e-learning website dedicated to supporting students in their Level 3 BTEC IT & Computing and Level 2 BTEC ICT revision.

Our BTEC students can all log on to this online service and can complete the available courses, our teachers are also able to track their progress.

If your child has forgotten their log in details, please contact Mr Olaitan at bolaitan@rodingvalley.net



Physical Education



Google Classroom Codes

Your son/daughter will automatically already be in their PE/ SPORT Google Classrooms. If not, then please email: callen@rodingvalley.net



Reading Lists:

Please see our website for PE & Sports Reading lists for all year groups:
<https://rodingvalley.net/high-school/reading-lists/>

Food Technology



Google Classroom Codes

Your son/daughter will automatically already be in their Food Technology Google Classrooms. If not, then please email: mbarclay@rodingvalley.net



RodingValleyFood

67 subscribers

SUBSCRIBE



Click [here](#) to access the Food & Catering YouTube channel. It's full of recipe and food demonstrations that may help you with your home learning assignments.

Reading Lists

Please see our website for Food Technology & Catering reading lists for all year groups:
<https://rodingvalley.net/high-school/reading-lists/>



Media



Google Classroom Codes

Your son/daughter will automatically already be in their Media Google Classrooms. If not, then please email: cperera@rodingvalley.net

Media Reading Lists

Please see our website for Media reading lists for all year groups:
<https://rodingvalley.net/high-school/reading-lists/>



Modern Foreign Language



Google Classroom Codes

Your son/daughter will automatically already be in their French/Spanish Google Classrooms. If not, then please email: pmelvin@rodingvalley.net



MFL helpful Home Learning Tools:

Memrise

- you are already a member of your specific class group
- You should be aiming for a minimum of 5000 points a week

Seneca

You are already a member of your specific class group

Duolingo

Duolingo can be used on your phone or on a computer. It is a bit different to Memrise in that it does not just focus on vocabulary. Some students may find it useful to boost their language skills alongside their school lessons. It can be useful to look at specific grammar points (e.g. the past tense) that you are currently learning in school.

Drops

- Drops is a mobile application specifically aimed at growing your vocabulary by using pictures and games. The free version allows you to do five minutes per day (and you don't really need to do more than this anyway). However, if you get on a streak, they do give bonus minutes so you can do more, if desired.
- There are specific vocabulary groups that you learn together (e.g. food, transport) and you have to complete these groups to unlock others.

Anki

Anki is a digital flashcard system which allows you to learn large amounts of vocabulary. It also allows you to create your own lists.

BBC Bitesize

AQA GCSE Spanish: <https://www.bbc.co.uk/bitesize/examspecs/z4yyjyv>



Reading lists

Please see our website for MFL reading lists for all year groups:
<https://rodingvalley.net/high-school/reading-lists/>

Creative Arts



Art & Photography



Google Classroom Codes

Your son/daughter will automatically already be in their Art & Photography Google Classrooms. If not, then please email: dtisdale@rodingvalley.net

Music



Google Classroom Codes

Your son/daughter will automatically already be in their Art & Photography Google Classrooms. If not, then please email: jsavage@rodingvalley.net



Drama



Google Classroom Codes

Your son/daughter will automatically already be in their Art & Photography Google Classrooms. If not, then please email: rwilson@rodingvalley.net



RodingValleyDrama
135 subscribers



[Click here](#) to access the Drama YouTube channel. It's full of performances & showcases that may help you with your home learning assignments.

Reading lists:

Please see our website for the Art, Photography, Music & Drama reading lists for all year groups: <https://rodingvalley.net/high-school/reading-lists/>






Revision Techniques

At RVHS, we use a number of revision & study techniques both during lessons and for home learning assignments to best prepare our students for independent studies.

Our top 6 techniques are:

Technique	Description & image	Link to template & description	Technique	Description & image	Link to template & description
Buzan Mind Mapping		RVHS Revision microsite link	Tell Me Five		RVHS Revision microsite link
Cornell Notes		RVHS Revision microsite link	The Revision Clock		RVHS Revision microsite link
Flip and Fold		RVHS Revision microsite link	Knowledge Organisers		RVHS Revision microsite link

REVISION TIME



RVHS - Other Learning Resources

RVHS Resources:

Our [school website](#) contains a wealth of resources for our Parents/carers to use to support home learning. We have included all of the links below:

- [Curriculum Overview](#): If you would like more information on the subjects your child is studying, you can see our curriculum maps for each Year group and subject.
- [Exam Board Information](#): Details of all of our subject exam boards can be found here
- [Recommended Reading Lists](#): Support your child's literacy and progress by encouraging them to read some of the titles on reading lists.
- [Personalized Learning Checklists](#) :
- [How to Help Your child at home](#): Please visit this page for lots of extra resources that you can use to support your child home learning

GCSE Students & Parents

You may also find it useful to use our GCSE Revision Launch microsite, that contains all revision materials needed for each subject. It also includes templates to our RVHS Revision Resources such as Cornell Notes, Knowledge Organisers & the Revision clock! [Click here](#) to access.

Free Online Resources

- [Gojimo.com](#) has GCSE quizzes that relate to different specifications and are set up and ready to go.
- [Memrise.com](#) is a useful app for all languages and uses videos to help learners.
- [Mind Mapping](#) Looking for visual thinking? Try bubbl.us, to help students better understand, remember and generate new ideas.
- [Revisionbuddies.com](#) can provide short bursts of revision for many GCSE topics and tracks progress too. It even allows the pupils to access past papers and mark schemes.
- [Gocongr.com](#) allows pupils or teachers to create mind maps and flashcards using key terms.
- [Wordflex.com](#) app uses a dictionary with a focus on key terms and a content-rich curriculum
- [Brainpop](#) has a great set of videos, freely available for pupils.
- [Safer Internet Day](#) is all-year-round in my opinion and there are loads of online resources pupils and parents can use on
- [BBC Bitesize](#) resources and videos.



Health & Wellbeing



It is really important to look after your health and wellbeing. You must strike a balance between home learning and resting.

The Change Project, the counselling service we use in school, is now offering a telephone support service for parents. Calls will be with a qualified counsellor trained to support in a number of areas. They will not be doing a set number of sessions with those who call in, but are there to offer a listening ear and some support in these unusual times.

To access this service you can call **01245 258680** and say you are **RVHS parent**.

They will not be communicating with us about who uses the service. **It is entirely confidential.**

Try to anticipate distress

It's understandable for children and adults to feel concerned or anxious about this virus and it is natural for parents to want to support and protect their children. You might do this in many different ways – giving them a hug, playing a game or having a chat. The most important thing is for your child to know that you are there for them, ready to help them if things get hard.

- Acknowledge how you or your child are feeling
- Talk to someone if you are feeling anxious
- Reassure people you know who may be worried
- Check in with people you know who are living alone
- Please click on this link from Young Minds .org for some really useful tips of supporting your child: https://youngminds.org.uk/media/3702/how-to-support-your-child_corona.pdf





Google Classroom Support

How to Log on to Google Classroom?

Students can log into their Gmail using their school email address and their password. Their school email will be the year they started at RVHS started plus their first initial and surname @rodingvalley.net (example- 19plarkin@rodingvalley.net).

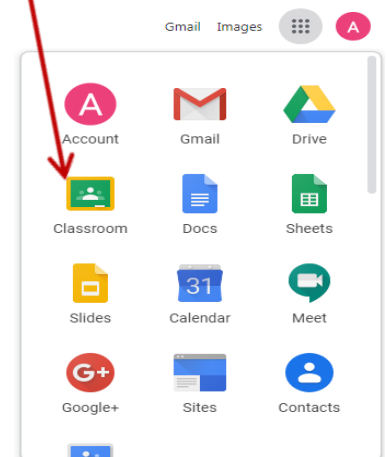
Once your child has have logged in, they will need to click on the google apps button and then select 'Google Classroom'

Your child will then be able to see all of the classes they belong to. They will then need to click on the class they want to use resources for and take a look at everything that their class teacher has posted for them to work on. They will be able to download items and make comments on them. Teachers will be regularly posting new work on their Google Classrooms.

What to Do if your child is Missing a Subject their Google Classroom?

If your child is missing a Google Classroom for one of their subjects, they will need to click on the addition symbol, followed by 'Join Class' and then enter the Class Code for their missing subject.

Class Codes are available from their subject teacher.



Join class

Ask your teacher for the class code, then enter it here.

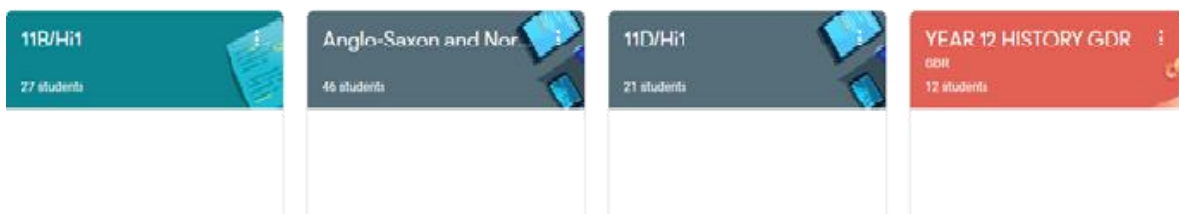
Class code

Cancel Join

Top Tips for Our Students:

- Use the TO DO list button on your Google Classroom home screen- this tells you which tasks are due in first.
- Submitting home learning- to submit a piece of home learning, click on the assignment, view assignment and then click on the button that says 'SUBMIT' or 'HAND IN'. You can then either attach a Google Word Doc, or you can take a photograph of your handwritten work and submit.
- Make sure that you check your pieces of work for feedback from your teachers.

Google Classroom



Effective Home Learning

Prepare Yourself

- If possible, find a space that is tidy and organized.
- Sit at a table if you can.
- If you have siblings or parents who working too, try sitting and working together.
- If you need quiet, sit in your room if you can.
- Get your Google Classroom logged in and ready. Take a look at the 'assignments' that you have for each subject.
- Look at when the assignments are due in- and start with the assignment that is due in first.
- Make sure that you look at ALL of the resources that your teacher has attached to the assignment.
- Work through the assignment to the best of your ability. Remember that your notes in your class exercise book will also help you.
- Submit the assignment back to your teacher. You can do this by either attaching a photograph OR attaching a word document (Google docs are better!) to the submission.
- Wait to receive your feedback. Please note that not all home learning tasks are given feedback. Some tasks are set to prepare you for the next stage in your learning!



If you get stuck

Contact your **Teacher or the Subject Leader**. Keep in touch using your school emails. We're still here to support you. If you don't get reply, it might be that they are poorly. Copy in another teacher too and we'll work together to help however we can.

Please use all of the available links with our Home Learning Booklet and within the Bulletin to access the many websites that have lots of learning activities and support.

E-Safety: Eight Steps to Keep Your Child Safe Online



1

Explore together: Ask your child to show you their favourite websites and apps and what they do on them. Listen, show interest and encourage them to teach you the basics of the site or app.

2

Chat about online safety little and often: Young people are likely to want to explore new apps and websites this month, whether that is for learning or for fun. Take this opportunity to talk to them about how to stay safe on these new services, and in general. Ask if anything ever worries them while they are online. Make sure they know that if they ever feel worried, they can get help by talking to you or another adult they trust.

3

Help your child identify trusted adults who can help them if they are worried: This includes you and other adults at home, as well as adults from wider family, school or other support services who they are able to contact at this time. Encourage them to draw a picture or write a list of their trusted adults.

4

Be non-judgemental: Explain that you would never blame them for anything that might happen online, and you will always give them calm, loving support.

5

Talk about how their online actions can affect others: If your child is engaging with others online, remind them to consider how someone else might feel before they post or share something. If they are considering sharing a photo/video of somebody else, they should always ask permission first.

6

Parental controls: Make use of the parental controls available on your home broadband and any internet enabled device in your home. You can find out more about how to use parental controls by visiting your broadband provider's website.

7

Direct your child to age appropriate information about relationships and sex: It's natural for young people to start exploring their sexual feelings online and adolescents are more inclined to take risks. It's important to understand this and to talk to your child in a positive way. Thinkuknow, Brook, The Mix and Childline all provide age appropriate information about relationships and sex that you can signpost your child to.

8

Make sure they know about CEOP: Young people can report a concern about grooming or sexual abuse to CEOP at www.ceop.police.uk/safety-centre/ and get support from a specialist Child Protection Advisor.

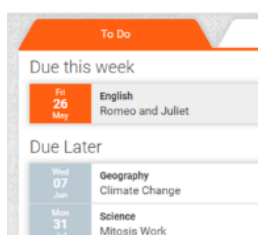
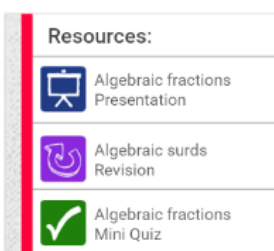


DODDLE

What is DODDLE?

Doddle provides students with access to thousands of engaging, formative resources and guides students through the curriculum. Doddle Progress automatically tracks student attainment in key curriculum skills. Parents can see student attainment and progress through our easy-to-use Doddle Parent feature.

Skills within Doddle are rated as **red**, **amber** or **green**. These ratings give a clear indication of how much progress a child has made and highlight the weaker areas to be targeted with revision.



Each student has a personal Doddle account where they can access their homework to-do lists and families can view the work their child has been assigned.

These accounts enable parents to view their child's results and encourage them to better their scores by using Doddle's revision resources.

We have also included a link to a very useful guide on Troubleshooting.



Support for Parents

Find out how to create a Doddle Parent account and then link that account to your child with this short video:



We have also included a link to a very useful guide on how to view your child's due and submitted homework:



Find out how to view and track your child's homework with this short video.



This is a valuable resource that will assist parents in supporting their child's progression. Please use the following link to the log in:





EduLink

How Can I Access EduLink?

EduLink can be accessed on any device – PC, laptop, tablet or mobile device – via the web browser or via the EduLink app. The link to access the EduLink login page on a web browser is www.edulinkone.com

Alternatively, you can download the EduLink App which is available to download for free on Apple or on Android.

Both the App and the web browser will display this log-in screen.

The School ID is '**Roding**'.

Parents/Carers will need to enter the Username and Password they have been provided with and click 'Log in'.



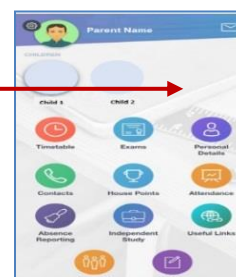
Requires iOS 8.0 or later.
Compatible with iPhone, iPad and



Requires Android 4.4 and up.











The displayed is dependant of the platform you are logged in to:

- Via Web Browser
- Via the EduLink App



Navigating EduLink

You are able to navigate each of the following areas in EduLink:

-  **Achievement:** You can view all positive achievements that have been awarded to your child
-  **Behaviour:** You will be able to see all behaviour points given to your child and any sanctions given to your child including detentions.
-  **Medical Information:** In this section you can see all of the medical information that we have on file for your child
-  **Account Information:** In this section you can view the current address we have for your child on file, your child's Year group and the name of their Form tutor
-  **Timetable:** In this section you can view your child's daily timetable
-  **Absence Reporting:** This feature will allow you to send a direct message to our Attendance Officer, to notify us of any absence for your child
-  **Linked Resources:** This section contains links to all the schools learning resources available to your child both at school and at home
-  **Update Information:** This section shows all of the contact information we hold for yourself and your child. You can review and update this information with any changes that may occur
-  **Exams:** You can see all of your child upcoming exams; your child can also access this information so they can manage their own exam schedule
-  **Documents:** In this section you can view your child's reports

Parents can access information on all their children currently admitted to Roding Valley High School. If you require any assistance, please contact Mr Vermaak or Miss Stewart (mvermaak@rodingvalley.net or lstewart@rodingvalley.net)