








**Analyse:** analyse my own work and the work of photographers relevant to my project theme through extended written asks. **Plan:** plan my own photoshoots, ideas and editing choices relevant to project theme. **Practical:** evidence basic photography skills when taking my own photos (framing, composition, lighting, etc) and make appropriate editing choices. **Present:** creatively and artistically layout and present all of my work in my sketchbook.

Year	Term 1 	Term 2 	Term 3 
Year 10 	<p><u>Topic: Natural Forms</u></p> <p>Skills:</p> <ul style="list-style-type: none"> <li>Artist Research: select photographer's that are appropriate to their own ideas and intentions</li> <li>Artist Research: develop extended written skills when analysing the work of photographers</li> <li>Photo Shoot Plans: plan shoots based on my own ideas and influenced by the work of relevant photographers</li> <li>Creative presentation and layout skills</li> </ul> <p>Assessment:</p> <ul style="list-style-type: none"> <li>Peer Assessment (commenting on presentation)</li> <li>Teacher Assessment (overall feedback – spelling, presentation, quality/content)</li> </ul>	<p><u>Topic: Natural Forms</u></p> <p>Skills:</p> <ul style="list-style-type: none"> <li>Use essential photography skills when taking own photos (framing, lighting, composition, etc)</li> <li>Making appropriate editing choices to enhance images related to individual ideas and intentions as planned</li> <li>Plan a final piece relevant to project theme and practical investigations so far</li> <li>Creative presentation and layout skills to develop into final piece</li> </ul> <p>Assessment:</p> <ul style="list-style-type: none"> <li>Self Assessment (reflecting on success/pitfalls of their photo shoots)</li> <li>March PPE - Teacher Assessment (feedback on quality of photos and editing)</li> </ul>	<p><u>Topic: Weird &amp; Wonderful</u></p> <p>Skills:</p> <ul style="list-style-type: none"> <li>Artist Research: select photographers which specifically link to each of your own photo shoot ideas</li> <li>Artist Research: in depth and extensive written skills when analysing the work of photographers</li> <li>Photo Shoot Plans: plan shoots based on my own ideas and influenced by the work of relevant photographers</li> <li>Creative presentation and layout skills</li> </ul> <p>Assessment:</p> <ul style="list-style-type: none"> <li>Peer Assessment (commenting on presentation)</li> <li>Teacher Assessment (overall feedback – spelling, presentation, quality/content)</li> </ul>
Year 11 	<p><u>Topic: Weird &amp; Wonderful</u></p> <p>Skills:</p> <ul style="list-style-type: none"> <li>Use essential photography skills when taking own photos (framing, lighting, composition, etc) with the addition of extra equipment (studio lighting, tripods,etc)</li> <li>Making appropriate editing choices to enhance images related to individual ideas and intentions as planned with the addition of complex photoshop manipulation and layering</li> <li>Creative presentation and layout skills relevant to project theme</li> </ul> <p>Assessment:</p> <ul style="list-style-type: none"> <li>Self Assessment (reflecting on success/pitfalls of their photo shoots)</li> <li>December PPE - Teacher Assessment (feedback on quality of photos and editing)</li> </ul>	<p><u>Topic: Externally Set Task</u></p> <p>Skills:</p> <ul style="list-style-type: none"> <li>Artist Research: select photographers which specifically link to each of your own photo shoot ideas</li> <li>Artist Research: develop research 'stalking' skills when trying to obtain info about photographer using various sources and evidence extended written skills when analysing the work of photographers</li> <li>Photo Shoot Plans: plan shoots based on my own ideas and influenced by the work of relevant photographers</li> <li>Creative presentation and layout skills relevant to themes featured in artist's work</li> </ul> <p>Assessment:</p> <ul style="list-style-type: none"> <li>Self Assessment (reflecting on own written work)</li> <li>Teacher Assessment (overall feedback – spelling, presentation, quality/content)</li> </ul>	<p><u>Topic: Externally Set Task</u></p> <p>Skills:</p> <ul style="list-style-type: none"> <li>Use essential photography skills when taking own photos (framing, lighting, composition, etc) extended further using studio lighting, tripods etc</li> <li>Making appropriate editing choices to enhance images related to individual ideas and intentions as planned as planned with the addition of complex photoshop manipulation and layering</li> <li>Plan a final piece relevant to project theme and practical investigations so far</li> <li>Creative presentation and layout skills to develop into a final piece</li> </ul> <p>Assessment:</p> <ul style="list-style-type: none"> <li>May final exam - Teacher Assessment (final moderation of all coursework and exam work ready for submission to exam board)</li> </ul>

By the end of year 11, our students can:

**Analyse:** analyse my own work and the work of photographers relevant to my project theme through extended written asks. **Plan:** plan my own photoshoots, ideas and editing choices relevant to project theme. **Practical:** evidence basic photography skills when taking my own photos (framing, composition, lighting, etc) and make appropriate editing choices. **Present:** creatively and artistically layout and present all of my work in my sketchbook.

